



BT EVO INT

CHOICE GUIDE


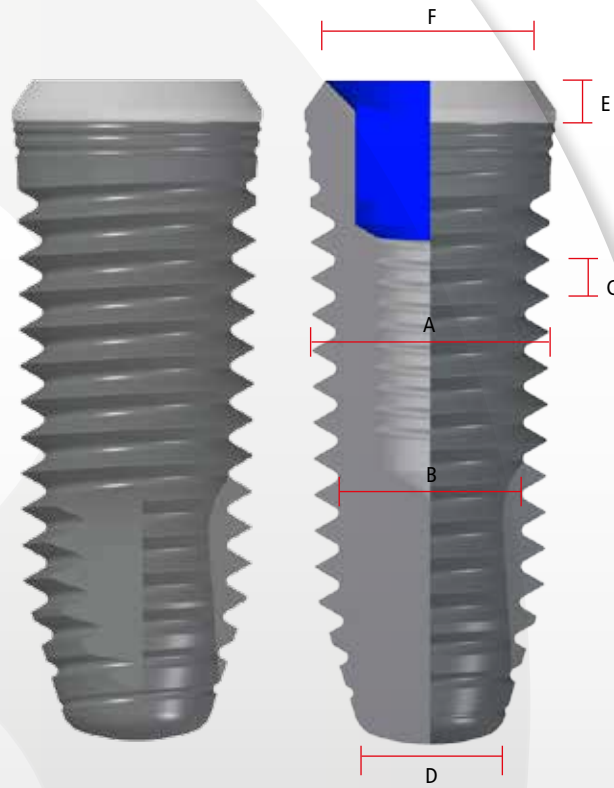


Gradual conical implant
with internal hexagon connection



BT EVO INT

Gradual conical implant with internal hexagon connection



Internal hexagon



Gradual conical body



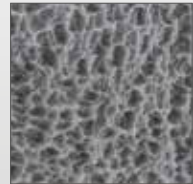
Not cutting apex



Micro grooves



Smooth neck



DAES surface

A	B	C	D	E	F	
IMPLANT DIAMETER	IMPLANT BODY DIAMETER	THREAD PITCH	TIP DIAMETER	SMOOTH NECK	PLATFORM	THREADING
3,3	2,7	0,55	1,9	0,7	3,5	M 1,8
4	3,2	0,6	2,35	0,7	3,5	M 1,8
5	4,2	0,75	2,7	0,7	5	M 1,8




All measurements are in millimeters

Images shown are purely illustrative and the product may differ in color and/or some of its parts.

BT EVO DL INT ADVANTAGES ARE




- Gradual coning morfology for easy insertion
- No mounting device for agile insertion procedure and precise implant guide
- Colour coding for implants and prosthetics for easy identification and precise coupling
- All prosthetics devices are laser marked

IMPLANTS WITHOUT MOUNTING DEVICE

DIAMETER PLATFORM	NOMINAL LENGHT	REFERENCE	DESCRIPTION	
3,3 IR	10	115IR33L	BT EVO IMPLANT DL Ø3.3MM IR X 10.0MM	
	11,5	115IR33M	BT EVO IMPLANT DL Ø3.3MM IR X 11.5MM	
	13	115IR33P	BT EVO IMPLANT DL Ø3.3MM IR X 13.0MM	
	15	115IR33R	BT EVO IMPLANT DL Ø3.3MM IR X 15.0MM	
4 IR	8,5	115IR40J	BT EVO IMPLANT DL Ø4.0MM IR X 8.50MM	
	10	115IR40L	BT EVO IMPLANT DL Ø4.0MM IR X 10.0MM	
	11,5	115IR40M	BT EVO IMPLANT DL Ø4.0MM IR X 11.5MM	
	13	115IR40P	BT EVO IMPLANT DL Ø4.0MM IR X 13.0MM	
	15	115IR40R	BT EVO IMPLANT DL Ø4.0MM IR X 15.0MM	
5 IW	7	115IW50I	BT EVO IMPLANT DL Ø5.0MM IW X 7.00MM	
	8,5	115IW50J	BT EVO IMPLANT DL Ø5.0MM IW X 8.50MM	
	10	115IW50L	BT EVO IMPLANT DL Ø5.0MM IW X 10.0MM	
	11,5	115IW50M	BT EVO IMPLANT DL Ø5.0MM IW X 11.5MM	
	13	115IW50P	BT EVO IMPLANT DL Ø5.0MM IW X 13.0MM	
	15	115IW50R	BT EVO IMPLANT DL Ø5.0MM IW X 15.0MM	

Implants are provided with cover cap Hex. 1.20, screwable with Screwdriver Hex. 1.20.




















IMPLANTS WITH MOUNTING DEVICE

DIAMETER PLATFORM	NOMINAL LENGHT	REFERENCE	DESCRIPTION	
3,3 IR	10	116IR33L	BT EVO IMPLANT Ø3.3MM IR X 10.0MM	
	11,5	116IR33M	BT EVO IMPLANT Ø3.3MM IR X 11.5MM	
	13	116IR33P	BT EVO IMPLANT Ø3.3MM IR X 13.0MM	
	15	116IR33R	BT EVO IMPLANT Ø3.3MM IR X 15.0MM	
4 IR	8,5	116IR40J	BT EVO IMPLANT Ø4.0MM IR X 8.50MM	
	10	116IR40L	BT EVO IMPLANT Ø4.0MM IR X 10.0MM	
	11,5	116IR40M	BT EVO IMPLANT Ø4.0MM IR X 11.5MM	
	13	116IR40P	BT EVO IMPLANT Ø4.0MM IR X 13.0MM	
	15	116IR40R	BT EVO IMPLANT Ø4.0MM IR X 15.0MM	
5 IW	7	116IW50I	BT EVO IMPLANT Ø5.0MM IW X 7.0MM	
	8,5	116IW50J	BT EVO IMPLANT Ø5.0MM IW X 8.50MM	
	10	116IW50L	BT EVO IMPLANT Ø5.0MM IW X 10.0MM	
	11,5	116IW50M	BT EVO IMPLANT Ø5.0MM IW X 11.5MM	
	13	116IW50P	BT EVO IMPLANT Ø5.0MM IW X 13.0MM	
	15	116IW50R	BT EVO IMPLANT Ø5.0MM IW X 15.0MM	

Implants are provided with pre-assembled mounting device and cover cap Hex. 1.20, screwable with Screwdriver Hex. 1.20.

IR

Ø 3,30 - 4,00

PROSTHETICS OPTIONS	SOFT TISSUE CONDITIONING	HEALING ABUTMENTS		Flare 4,5 201IR2A0 (H= 2 mm) 201IR3A0 (H= 3 mm) 201IR4A0 (H= 4 mm) 201IR5A0 (H= 5 mm) Flare 5,5 201IR4A1 (H= 4 mm)
	IMPRESSION TAKING	IMPRESSION POST WITH ALUMINUM CAP		320IR0A1 ◊
		IMPRESSION POST PICK-UP		319IR0A0 (not rotating) * 319IR0R0 (rotating) *
		IMPLANT REPLICAS		301IR0A1
	TEMPORARY RESTORATION	TEMPORARY ABUTMENTS (TITANIUM)		210IR2A0 (not rotating) • 210IR2A1 (rotating) •
		TEMPORARY ABUTMENTS (PEEK)		215IR2A0 •
	CAD-CAM	SCAN ABUTMENT		351IR1A0 •
		PROSTHETIC OPTIONS (TITANIUM)		Customized Abutment 15002 ... 00 § Screw-retained single crown 15009 ... 00 § Screw-retained bridges (from 2 to 5 implants) 15003 ... 02/05 § Toronto Bridge 15006 ... 06/07 § Full-arch implant bridge 15005 ... 01 §
		PROSTHETIC OPTIONS (COBALT-CHROME)		Customized Abutment 16002 ... 00 § Screw-retained single crown 16009 ... 00 § Screw-retained bridges (from 2 to 5 implants) 16003 ... 02/05 § Toronto Bridge 16006 ... 06/07 § Full-arch implant bridge 16005 ... 01 §
		PROSTHETIC OPTIONS (ZIRCONIUM)		Customized Abutment 17002 ... 00 § Screw-retained single crown 17009 ... 00 § Screw-retained bridges (from 2 to 5 implants) 17003 ... 02/05 § Toronto Bridge 17006 ... 06/07 § Full-arch implant bridge 17005 ... 01 §
	CEMENT-RETAINED PROSTHESYS	STRAIGHT ABUTMENTS		Flare 4,5 220IR0A0 (no collar) • 220IR2A1 (H= 2 mm) • 220IR3A0 (H= 3 mm) • 220IR4A0 (H= 4 mm) • 220IR5A0 (H= 5 mm) •
		ANGLED ABUTMENTS		15° Flare 4,5 220IR2D0 (H= 2 mm) • 220IR4D0 (H= 4 mm) • 25° Flare 5,0 220IR2F0 (H= 2 mm) • 220IR4F0 (H= 4 mm) •
		STRAIGHT FRICTION ABUTMENTS		Flare 4,5 223IR0A0 (H= 1 mm) •
		ANGLED FRICTION ABUTMENTS		Flare 4,5 15° 223IR0D0 (H= 1 mm) • 25° 223IR0F0 (H= 1 mm) •
		EXTRACTOR DEVICE FOR FRICTION ABUTMENTS		530JD017 (Extractor device) 690JD001 (Extractor device and Screwdriver hex. 1.20 530JD005)
		ESTHETIC ABUTMENTS		Flare 5,5 219IR0A0 •
		MILLABLE ABUTMENTS		Flare 6,5 230IR0A0 •
	SCREW-RETAINED/CEMENT-RETAINED PROSTHESYS	TITANIUM BASES		236IR0A0 (not rotating) • 236IR0A1 (rotating) •
		TITANIUM BASES WITH PLASTIC ABUTMENT		237IR0A0 (not rotating) ° 237IR0A1 (rotating) °
		BT - LINK		246IR1A0 (not rotating, H= 1mm) ° 246IR1A1 (rotating, H= 1mm) °
GOLD ABUTMENTS			245IR1A0 (not rotating) • 245IR1R0 (rotating) •	
CASTABLE PLASTIC ABUTMENTS			205IR1A0 (not rotating) • 205IR1A0.10 (not rotating - 10 pieces) • 205IR1A1 (rotating) • 205IR1A1.10 (rotating - 10 pieces) •	

• Titanium retentive screw included

◊ Transfer screw and cap included






































* Transfer screw included

° Retentive screw and plastic cap included

§ BTK CAD-CAM screw included

IR

Ø 3,30 - 4,00

PROSTHETICS OPTIONS	SCREW-RETAINED PROSTHESIS	BT-4 STRAIGHT ABUTMENTS	 265IR1R0 (rotating, H= 1 mm) 265IR2R0 (rotating, H= 2 mm) 265IR3R0 (rotating, H= 3 mm)
		BT-4 ANGLED ABUTMENTS	 17° 266IR2L0 (H= 2 mm, Hm= 1,3 mm, Hd= 2,7 mm) • 266IR3G0 (H= 3 mm, Hm= 2,1 mm, Hd= 3,5 mm) • 30° 266IR3L0 (H= 3 mm, Hm= 1,6 mm, Hd= 4,0 mm) •
		PROSTHETIC CYLINDERS	 267NA0A0 (Titanium) •  207NA0A0 (PMMA) •
		BT-4 TRANSFERS	 311NA0A0 (Long screw L= 17 mm) *
		BT4 ABUTMENT REPLICAS	 303NA0A0
		COVERING CAPS KIT (4 PIECES)	 330NA0A0.04 •
		RETENTION SCREWS BT4	 690NA066 (for angled abutment)  690NA024 (for prosthetic cylinders and covering caps)
		DIGITAL DRIVERS AND INSERTION DEVICES	For BT-4 angled abutment 530JD014 (L= 14 mm) Handpiece driver 530HS012 (L= 30 mm)  For BT-4 straight abutment 530JD015 (L= 6 mm) 530JD021 (L= 10 mm)
	OVERDENTURE	SPHERO BLOCK NORMO (Ø 2,5 BALL)	 254IR1A0 (H= 1 mm) 254IR2A0 (H= 2 mm) 254IR3A0 (H= 3 mm) 254IR4A0 (H= 4 mm) 254IR5A0 (H= 5 mm) 254IR6A0 (H= 6 mm) 254IR7A0 (H= 7 mm)
		SPHERO BLOCK MICRO (Ø 1,8 BALL)	 255IR1A0 (H= 1 mm) 255IR2A0 (H= 2 mm) 255IR3A0 (H= 3 mm) 255IR4A0 (H= 4 mm) 255IR5A0 (H= 5 mm) 255IR6A0 (H= 6 mm) 255IR7A0 (H= 7 mm)
		SPHERO FLEX (Ø 2,5 BALL)	 256IR1A0 (H= 1 mm) 256IR2A0 (H= 2 mm) 256IR3A0 (H= 3 mm) 256IR4A0 (H= 4 mm) 256IR5A0 (H= 5 mm) 256IR6A0 (H= 6 mm) 256IR7A0 (H= 7 mm)
		OT EQUATOR	 250IR0A0 (H= 0,5 mm) 250IR1A0 (H= 1 mm) 250IR2A0 (H= 2 mm) 250IR3A0 (H= 3 mm) 250IR4A0 (H= 4 mm) 250IR5A0 (H= 5 mm) 250IR6A0 (H= 6 mm) 250IR7A0 (H= 7 mm)
		MANUAL WRENCHES	 530MA003 (Sphero Block-Flex)  530MA002 (OT Equator)
		LOCATOR ABUTMENTS	 260IR0A0 (H= 0,63 mm) 260IR1A0 (H= 1 mm) 260IR2A0 (H= 2 mm) 260IR3A0 (H= 3 mm) 260IR4A0 (H= 4 mm) 260IR5A0 (H= 5 mm) 260IR6A0 (H= 6 mm)
		LOCATOR TRANSFERS	 321NA0A0
		LOCATOR REPLICAS	 301NA0A0
		DENTURE CAP + BLOCK OUT SPACER+REPLACEMENT MALES	 690NA011 
		DENTURE CAP + BLOCK OUT SPACER	 690NA022
TEMPORARY REPLACEMENT MALES (4 PIECES PACKAGE)	 690NA054.04		
REPLACEMENT MALES (4 PIECES PACKAGE)	 20° 690NA006.04 (blue) 690NA008.04 (pink) 690NA010.04 (clear)  40° 690NA005.04 (red) 690NA007.04 (orange) 690NA009.04 (green) 		
LOCATOR CORE TOOL	 502MA004		
ACCESSORIES	MOUNTING DEVICES	 690IR001 (L= 8 mm) • 690IR002 (L= 20 mm) •	
	RETENTION SCREWS (TITANIUM)	 690NA012	
	RETENTION SCREWS (GOLD)	 690NA018	
	IMPRESSION POST PICK-UP SCREWS	 690NA039 (L= 13 mm) 690NA063 (L= 20 mm)	
	LINGUAL SCREW FOR ESTHETIC ABUTMENTS	 VLE14TIT	
	IMPRESSION POST CAPS	 690NA029 (3 pieces)	
INSTRUMENTS	SCREWDRIVERS HEX. 1.20	 530JD003 (L= 5 mm) 530JD004 (L= 10 mm) 530JD005 (L= 15 mm) 530JD006 (L= 20 mm) 530JD007 (L= 30 mm)	
	SCREWDRIVERS HEX. 0.90	 530JD011 (L= 10 mm) 530JD012 (L= 15 mm)	
	HANDPIECE DRIVERS HEX. 1.20	 530HS004 (L= 22 mm) 530HS005 (L= 30 mm)	
	HANDPIECE DRIVERS HEX. 0.90	 530HS002 (L= 22 mm) 530HS003 (L= 30 mm)	

IW

Ø 5,00

PROSTHETICS OPTIONS	SOFT TISSUE CONDITIONING	HEALING ABUTMENTS		Flare 5,5 201IW5A0 (H= 5 mm) Flare 6,0 201IW2A0 (H= 2 mm) 201IWA30 (H= 3 mm) 201IW4A0 (H= 4 mm)
		IMPRESSION TAKING	IMPRESSION POST WITH ALUMINUM CAP	
	IMPRESSION POST PICK-UP			319IW0A1 (not rotating) * 319IW0R0 (rotating) *
	IMPLANT REPLICAS			301IW0A1
	TEMPORARY RESTORATION	TEMPORARY ABUTMENTS (TITANIUM)		210IW2A0 (not rotating) • 210IW2R0 (rotating) •
		TEMPORARY ABUTMENTS (PEEK)		215IW2A0 (not rotating) •
	CAD-CAM	SCAN ABUTMENTS		351IW1A0 •
		PROSTHETIC OPTIONS (TITANIUM)		Customized Abutment 15002 ... 00 § Screw-retained single crown 15009 ... 00 § Screw-retained bridges (from 2 to 5 implants) 15003 ... 02/05 § Toronto Bridge 15006 ... 06/07 § Full-arch implant bridge 15005 ... 01 §
		PROSTHETIC OPTIONS (COBALT-CHROME)		Customized Abutment 16002 ... 00 § Screw-retained single crown 16009 ... 00 § Screw-retained bridges (from 2 to 5 implants) 16003 ... 02/05 § Toronto Bridge 16006 ... 06/07 § Full-arch implant bridge 16005 ... 01 §
		PROSTHETIC OPTIONS (ZIRCONIUM)		Customized Abutment 17002 ... 00 § Screw-retained single crown 17009 ... 00 § Screw-retained bridges (from 2 to 5 implants) 17003 ... 02/05 § Toronto Bridge 17006 ... 06/07 § Full-arch implant bridge 17005 ... 01 §
	CEMENT-RETAINED PROSTHESYS	STRAIGHT ABUTMENTS		Flare 5,5 220IW0A0 (no collar) • 220IW2A0 (H= 2 mm) • 220IW3A0 (H= 3 mm) • 220IW5A0 (H= 5 mm) • Flare 6,0 220IW4A0 (H= 4 mm) •
		ANGLED ABUTMENTS		15° Flare 6 220IW2D0 (H= 2 mm) •
		STRAIGHT FRICTION ABUTMENTS		Flare 6 223IW0A0 (H= 1 mm) •
		ANGLED FRICTION ABUTMENTS		Flare 6 15° 223IW0D0 (H= 1 mm) • 25° 223IW0F0 (H= 1 mm) •
		EXTRACTOR DEVICE FOR FRICTION ABUTMENTS		530JD017 (Extractor device) - 690JD001 (Extractor device and Screwdriver hex. 1.20 530JD005)
		ESTHETIC ABUTMENTS		Flare 7,0 219IW0A0 •
	SCREW-RETAINED/CEMENT-RETAINED PROSTHESYS	BT - LINK		246IW1A0 (not rotating, H= 1mm) ° 246IW1A1 (rotating, H= 1mm) °
		GOLD ABUTMENTS		245IW1A0 (not rotating) • 245IW1R0 (rotating) •
		CASTABLE PLASTIC ABUTMENTS		205IW1A0 (not rotating) • 205IW1A0.10 (not rotating - 10 pieces) • 205IW1R0 (rotating) • 205IW1R0.10 (rotating - 10 pieces) •

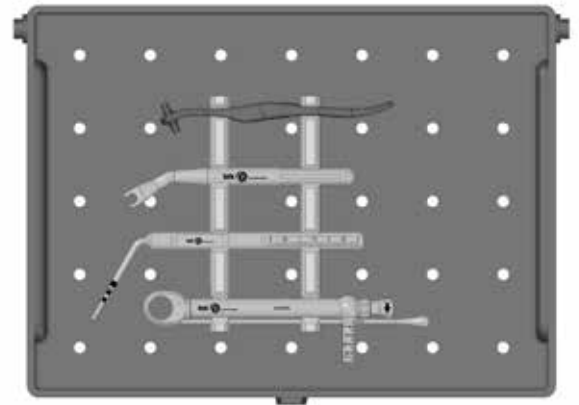

• Titanium retentive screw included

◊ Transfer screw and cap included

































































* Transfer screw included

SURGICAL KIT BT EVO

Ref. 613NA007



KIT COMPONENTS

- | | | | | | |
|---|---|---|---|---|---|
|  |  | INITIAL DRILL
Lance drill
L= 30 mm Ø 2,00 mm
401HS201 |  |  | COUNTERBORE
L= 26 mm Ø 3.30 mm
431HS330 |
|  |  | PILOT DRILL
L= 38 mm Ø 2,00 mm
407HR200 |  |  | L= 26 mm Ø 4.00 mm
431HS400 |
|  |  | L= 38 mm Ø 2,30 mm
407HR230 |  |  | L= 26 mm Ø 5.00 mm
431HS500 |
|  |  | DRILL STOP SCREW + RETENTIVE TYPE
H= 7,00 mm
517NA700 |  |  | SCREW TAP
L= 34 mm Ø 3.30 mm
463HR330 |
|  |  | H= 8,50 mm
517NA850 |  |  | L= 34 mm Ø 4.00 mm
463HR400 |
|  |  | H= 10,00 mm
517NA100 |  |  | L= 34 mm Ø 5.00 mm
463HR500 |
|  |  | H= 11,50 mm
517NA115 |  |  | IMPLANT DRIVER
L= 30 mm IR - IW
530HS008 |
|  |  | H= 13,00 mm
517NA130 |  |  | L= 32 mm EN
530HS010 |
|  |  | H= 15,00 mm
517NA150 |  |  | L= 32 mm ER - EW
530HS011 |
|  |  | PARALLELLISM PIN
L= 21.50 mm Ø 2.00-2.30 mm
kit 4 pieces
540MA006 |  |  | ADAPTOR HANDPIECE TO JD CONNECTION
HEX. 3.10
L= 10 mm
530JD009 |
|  |  | DEPTH GAUGE
L= 108 mm Ø1,80 mm 30°
540MA002 |  |  | RETENTIVE WRENCH - HEX. 3.10
530HS001 |
|  |  | PRODRILL DRILL
L= 38 mm Ø 3.00 mm
410HR300 |  |  | SCREWDRIVER HEX. 1.20
L= 15 mm
530JD005 |
|  |  | L= 38 mm Ø 3.25 mm
410HR320 |  |  | SCREWDRIVER HEX. 0.90
L=15 mm
530JD012 |
|  |  | L= 38 mm Ø 4.00 mm
407HR400 |  |  | GUIDE SHAFT Ø 2,50
502MA002 |
|  |  | L=38 mm Ø 4,35 mm
407HR430 |  |  | 30° ANGLED WRENCH - HEX. 3.10
502MA003 |
|  |  | DRILL EXTENSION
L= 31 mm extends the drill of 19mm
520HS002 |  |  | REVERSIBLE TORQUE WRENCH 35Ncm
501JD004 |

° Retentive screw and plastic cap included § BTK CAD-CAM screw included

ADDITIONAL INSTRUMENTS BT EVO

INITIAL DRILL

Round drill
L= 30 mm | Ø2,00 mm
401HS200



PILOT DRILL - SHORT

L= 32 mm | Ø 2.00 mm
407HS200



L=32 mm | Ø2,30 mm
407HS230



SCREWABLE + RETENTIVE STOP KIT

from 7.00 to 15.00 mm
690NA055



DEPTH GAUGE

L= 31,50 mm | Ø 2.00 mm
540MA008



PRODRILL DRILLS

L= 38 mm | Ø 2,50 mm
410HR250



L= 38 mm | Ø 2,70 mm
410HR270



L= 38 mm | Ø 2,90 mm
410HR290



L= 38 mm | Ø 3,80 mm
407HR380



PRODRILL DRILLS - SHORT

L= 32 mm | Ø 3,00 mm
407HS300



L= 32 mm | Ø 3,25 mm
407HS320



L= 32 mm | Ø 4,00 mm
407HS400



L= 32 mm | Ø 4,35 mm
407HS430



ADAPTOR HANDPIECE TO JD CONNECTION - HEX. 3.10

L= 7 mm
530JD008



L= 15 mm
530JD010



STRAIGHT WRENCH - HEX. 3.10

502MA001



REVERSIBLE TORQUE WRENCH 90Ncm

501JD003



ADAPTOR

Sq. 3X3|L= 10 mm
530JD016



BOX KIT

690NA105



EXTRACTOR DRIVER for D-block abutment

530JD017



D-BLOCK KIT

(DRIVER HEX. 1.20mm + EXTRACTOR)
690JD001



HANDPIECE DRIVER

Es. 1,20 mm | L= 22 mm
530HS004



Es. 1,20 mm | L= 30 mm
530HS005



Es. 0,90 mm | L= 22 mm
530HS002



Es. 0,90 mm | L= 30 mm
530HS003



IMPLANT DRIVER IR - IW

L= 26 mm
530HS009



SCREWDRIVER

Es. 1,20 | L= 5 mm
530JD003



Es. 1,20 | L= 10 mm
530JD004



Es. 1,20 | L= 20 mm
530JD006



Es. 1,20 | L= 30 mm
530JD007



Es. 0,90 | L= 10 mm
530JD011



IMPLANT DRIVER IR - IW (for JD Connection)

L= 25 mm
530JD018



L= 28 mm
530JD019



LOCATOR CORE TOOL "3 in 1"

502MA004



MANUAL WRENCH OT EQUATOR

530MA002



DIGITAL DRIVER FOR SPHERO FLEX/BLOCK

530MA003



BT-4 PARALLELISM PIN BT-4

L=26 mm | M1,4
540MA007



BONE PROFILER BT-4

L= 25 mm | Ø4,3 mm
435HS430



Bone Profiler guide IR | 2 pieces
435IR001.02



SCREWDRIVER - BT-4

FOR ANGLED ABUTMENT - HEX. 1.20

Slim Shank| L= 14 mm
530JD014



SCREWDRIVER - BT-4

FOR STRAIGHT ABUTMENT - HEX. 2.00

L= 6 mm
530JD015



L= 10 mm
530JD021



HANDPIECE DRIVER BT-4 - HEX. 1.20

















Slim Shank| L= 30 mm
530HS012



SURGICAL GUIDE BT-4

502MA006



IW		
Ø 5,00		
PROSTHETICS OPTIONS	OVERDENTURE	
	SPHERO BLOCK NORMO (Ø 2,5 BALL)	 254IW1A0 (H= 1 mm) 254IW2A0 (H= 2 mm) 254IW3A0 (H= 3 mm) 254IW4A0 (H= 4 mm) 254IW5A0 (H= 5 mm) 254IW6A0 (H= 6 mm) 254IW7A0 (H= 7 mm)
	SPHERO BLOCK MICRO (Ø 1,8 BALL)	 255IW1A0 (H= 1 mm) 255IW2A0 (H= 2 mm) 255IW3A0 (H= 3 mm) 255IW4A0 (H= 4 mm) 255IW5A0 (H= 5 mm) 255IW6A0 (H= 6 mm) 255IW7A0 (H= 7 mm)
	SPHERO FLEX (Ø 2,5 BALL)	 256IW1A0 (H= 1 mm) 256IW2A0 (H= 2 mm) 256IW3A0 (H= 3 mm) 256IW4A0 (H= 4 mm) 256IW5A0 (H= 5 mm) 256IW6A0 (H= 6 mm) 256IW7A0 (H= 7 mm)
	OT EQUATOR	 250IW0A0 (H= 0,5 mm) 250IW1A0 (H= 1 mm) 250IW2A0 (H= 2 mm) 250IW3A0 (H= 3 mm) 250IW4A0 (H= 4 mm) 250IW5A0 (H= 5 mm) 250IW6A0 (H= 6 mm) 250IW7A0 (H= 7 mm)
MANUAL WRENCHES	 530MA003 (Sphero Block-Flex)  530MA002 (OT Equator)	
ACCESSORIES	MOUNTING DEVICES	 690IW001 (L= 8 mm) • 690IW002 (L= 20 mm) •
	RETENTION SCREWS (TITANIUM)	 690NA012
	RETENTION SCREWS (GOLD)	 690NA018
	IMPRESSION POST PICK-UP SCREWS	 690NA039 (L= 13 mm) 690NA063 (L= 20 mm)
	LINGUAL SCREW FOR ESTHETIC ABUTMENTS	 VLE14TIT
	IMPRESSION POST CAPS	 690NA029 (3 pieces)
INSTRUMENTS	SCREWDRIVERS HEX. 1.20	 530JD003 (L= 5 mm) 530JD004 (L= 10 mm) 530JD005 (L= 15 mm) 530JD006 (L= 20 mm) 530JD007 (L= 30 mm)
	SCREWDRIVERS HEX. 0.90	 530JD011 (L= 10 mm) 530JD012 (L= 15 mm)
	HANDPIECE DRIVERS HEX. 1.20	 530HS004 (L= 22 mm) 530HS005 (L= 30 mm)
	HANDPIECE DRIVERS HEX. 0.90	 530HS002 (L= 22 mm) 530HS003 (L= 30 mm)



We work to be implantology professionals' point of reference all over the world,
developing partnerships based on trust, led by respect
and targeted on the achievement of common goals.

Visit our website www.btkthesmilesystem.com to find out our daily growth.

UNI EN ISO 9001 and UNI EN ISO 13485 Certified Quality System, in accordance with Directive 93/42/EEC and subsequent amendments.

 CE marked product.

FOLLOW THE RED WITH:



BTK - The Smile System

06200011 R3 25.11.2014



Biotec s.r.l.
Via Industria, 53 - 36031 - Povolaro di Dueville (VI) - ITALY
Tel: +39.0444.361251 - Fax: +39.0444.361249
info@btkthesmilesystem.com

www.btkthesmilesystem.com